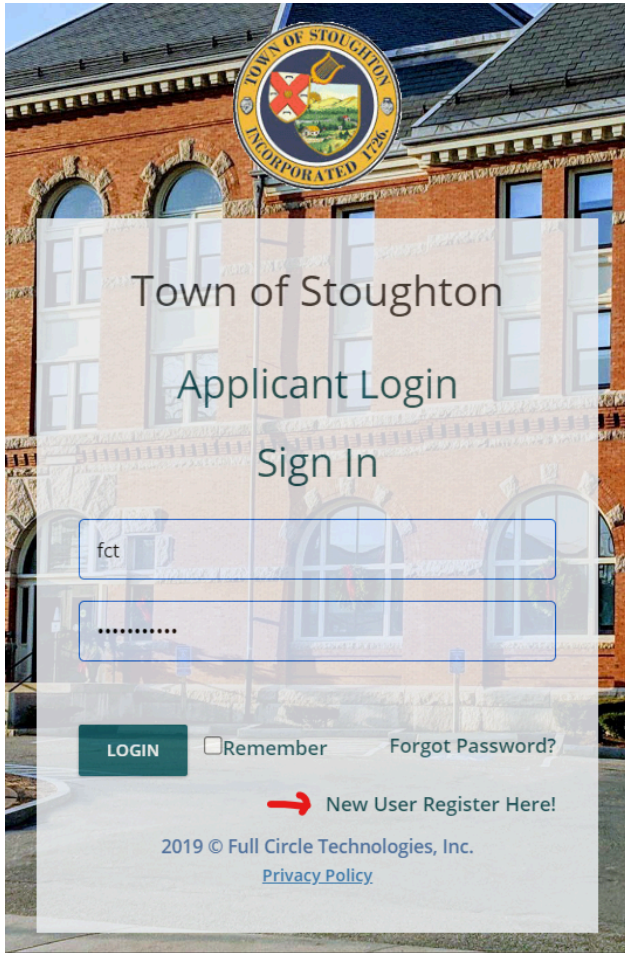


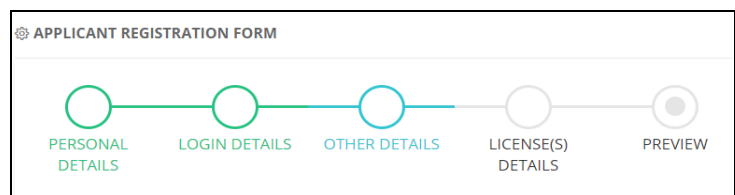
Welcome to Stoughton PermitEyes

<https://permiteyes.us/stoughton/loginuser.php>

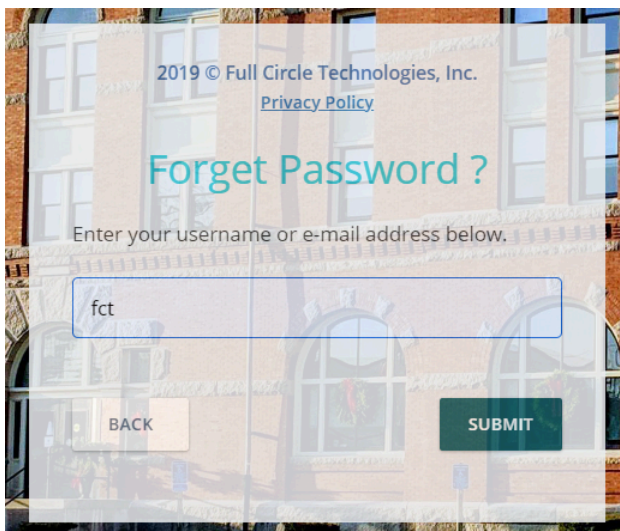


Login and New Accounts

Open a web browser and connect to the [LOGIN](#) page.
(PermitEyes only works with Google Chrome and Mozilla Firefox. Safari works on a mac.)



To create a new user account click on the link [NEW USER REGISTER HERE!](#) Provide all required information. Once you create your account, enter your Username/Password to start your application. *(Pro tip: **Don't** use your email address as your username)*



If you forget your password, use the **Forgot Password** link found to the right of the **LOGIN** button. Enter the email address associated with your PermitEyes account. Follow the instructions in the email to reset your password. *(If you do not see the email in your inbox please check your spam folder.)*

New Applications

Click on **New Application** at the top left of your Homepage to apply for a permit/certificate.

HOME NEW APPLICATION

Welcome To Stoughton Online Permitting

TEST

Select Permit to Begin

Building Permit Application	Certificate Of Inspection	Certificate Of Occupancy	Demolition Permit	Electrical Permit	Gas Permit
Plumbing Permit	Sheet Metal / Mechanical Permit	Sign Permit	Stove Or Wood Stove Permit Application	Temporary Permit	Tent Permit

Welcome To Your Homepage

HOME NEW APPLICATION

Welcome To Stoughton Online Permitting

TEST User App

BLDG

- Schedule **Wiring** Inspection: (781) 232-9239 ...Call 8am-9am Monday - Thursday
- Schedule **Gas/Plumbing** Inspection: (781) 408-1482 ...Call 8am-9am Monday - Thursday
- Schedule **Building** Inspection: (781) 344-6070 ...Call during normal business hours

Your C License expired on 05/01/2024.

Ap. No.	Appl. Date	Issue Date	Site Address	Applicant	Owner Name	Appl. Type	Permit Number.	Status
35	06/03/24	06/03/24	23 Alderwood Rd	User App	Test *Section2 Owner Name	PLUMB.	P-24-0003	Permit Issued

Edit Profile

Change Password

Log Out

Navigating Your Information

Homepage: Shows all submitted applications, including permit details and the status of the application.

Edit Profile: Click onto the applicant name at the top right corner to edit/update any profile information submitted during registration.

Change Password: A registered user can change their password.

Log Out: Click to exit the online permitting program.

What Do The Headers Mean?

Ap. No: This shows your application number.

Appl. Date: The date that the application was submitted. Click the calendar icon to specify a date range.

Issue Date: The date that the permit was issued. Click onto the calendar icon to specify a date range.

Site Address: Establishment / Owner's address that was submitted on the application.

Applicant / Owner Name: Name of the Applicant / Owner from the application.

Appl. Type: The type of permit you applied on your permit application will be displayed in this column.

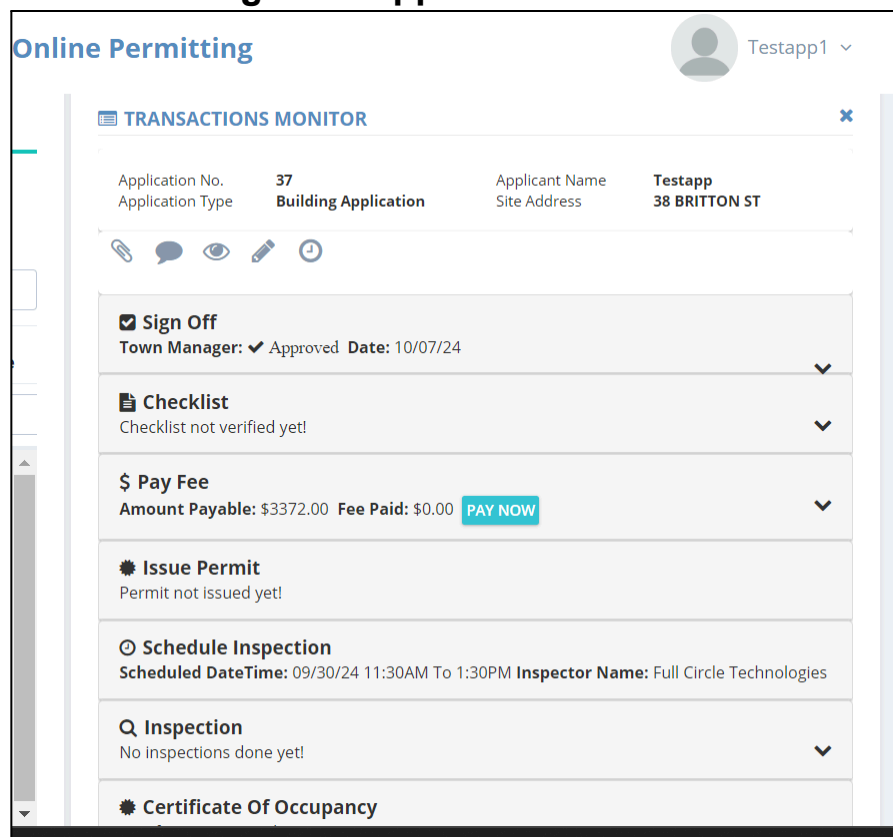
Permit Number: A permit number will be displayed in this column when the permit is issued.

Status: The status of your application will be displayed in this column.

Transactions Monitor

Status of application process & permit requirements. **IMPORTANT!! Check your Online Permitting Home Page often for status updates, fees and chats**

Finding Your Application Information



The screenshot shows the 'Online Permitting' dashboard for a user named 'Testapp1'. The main section is titled 'TRANSACTIONS MONITOR'. It displays application details for Application No. 37, which is a 'Building Application' by 'Testapp' at '38 BRITTON ST'. Below this, there are several interactive sections: 'Sign Off' (checked, approved 10/07/24), 'Checklist' (not verified yet), 'Pay Fee' (\$3372.00 payable, \$0.00 paid, with a 'PAY NOW' button), 'Issue Permit' (not issued yet), 'Schedule Inspection' (scheduled for 09/30/24 from 11:30AM to 1:30PM by Full Circle Technologies), 'Inspection' (no inspections done yet), and 'Certificate Of Occupancy'. A row of icons (paperclip, speech bubble, eye, pencil, clock) is located above the 'Sign Off' section.

What do those little pictures mean?



Opens the Transactions Monitor showing all the requirements for the application.



Submit required attachments here.



Send a message to the Town Hall admin.



Edit the application form here.



Expands/collapses the details of each transaction.



Leads to an online payment. If you cannot pay online, please contact town hall for alternative methods of payment (i.e cash or check)

Speaking of Paying

PermitEyes does not support financial transactions. *If you have difficulties, please contact Unipay directly.*

Online Payment Transaction Interface

Application Id: 31 Customer Name: Testapp
 Applicant: * Street N * Street Permit: Building Permit Application
 Address: Name

No.	Amount	Action	Pay Fee
1	\$75.00	VIEW	✓
2	\$25.00	VIEW	✓
3	\$400.00	VIEW	✓
4	\$175.00	VIEW	✓

Amount: **\$675.00**

[SUBMIT](#) [CLOSE](#) [PAY NOW](#)

After clicking [PAY NOW](#) you will be directed to this page.

UNIPAY Need Assistance? Call: 1-877-227-1157 | Email: support@unipayteam.com

Cart

Description	Price	Qty	Total
Permits	\$675.00	1	\$675.00
			Total: \$675.00

Accepted payment types:

[CHECK](#) [CREDIT](#) [DEBIT](#) [CREDIT](#) [DEBIT](#) [CREDIT](#) [DEBIT](#)

[Checkout](#)

When it comes time to pay you will be directed to **UNIPAY**.

Still need help? Contact the Full Circle Technologies helpdesk at help@fullcircletech.com.